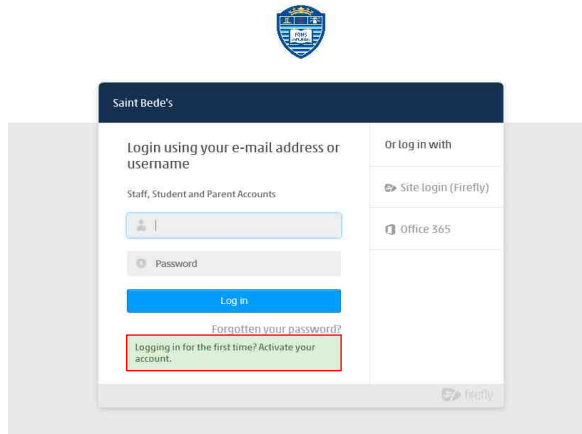


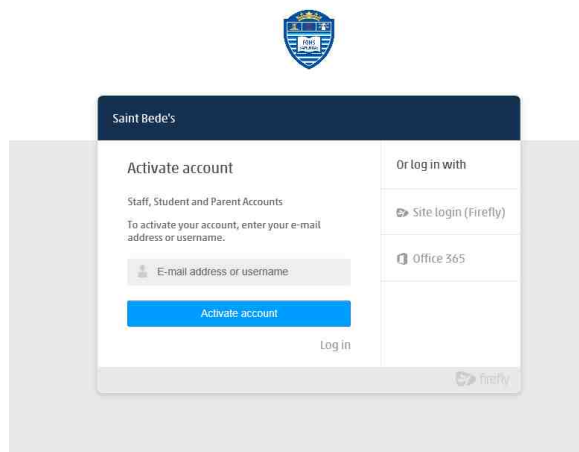
# Activating your Firefly account

Set up your password and log in to see information about your children at school.

1. In your browser, go to the Parent Portal address: <https://saintbedes.fireflycloud.net>
2. Select **Logging in for the first time? Activate your account.**



3. Enter the email address the school already holds on record for you, then select **Activate account.** An email is sent to you.



4. Check your email inbox. Make sure to check your spam filters if you don't find it anywhere.



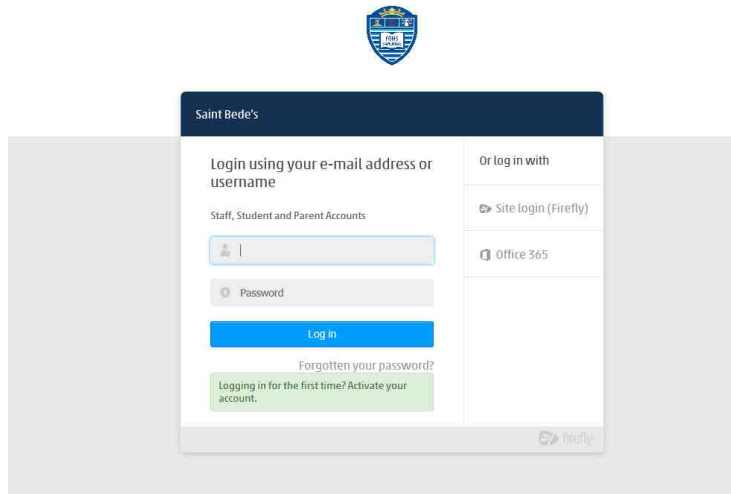
5. Open the email and select **Activate account.**



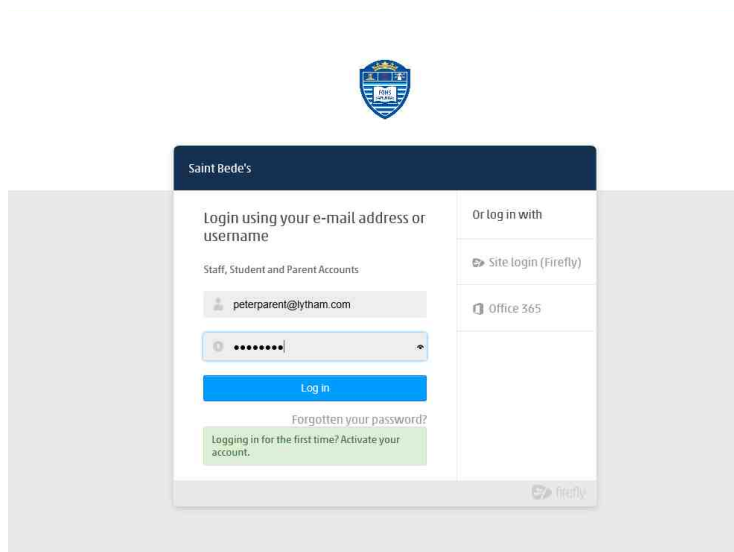
6. Enter the password of your choice, then confirm it.
7. Choose **Activate account.** Your account is now activated.

# Logging into your Firefly account

1. In your browser, go to the Parent Portal address: <https://saintbedes.fireflycloud.net>



2. Enter your credentials directly on the main screen and select **Log in**.



You're now logged in to the Parent Portal.

If you have not supplied school with an email address, please contact us directly on 01253 737174.

If you have any other problems logging in, please get in touch with the friendly team at Firefly by emailing [support@fireflylearning.com](mailto:support@fireflylearning.com).